

## **— WARNING —**

**Many rides at Knott's Berry Farm are dynamic and thrilling. There are inherent risks in riding any amusement ride. For your protection, each ride is rated for its special features, such as high speed, deep drops, sharp turns, or other dynamic forces. If you choose to ride, you accept these risks. Restrictions for guests of extreme size (height or weight) are posted at certain rides. Guests with disabilities should refer to our Rider Safety Guide available at the Guest Relations Office. Participate responsibly. You should be in good health to ride safely. You know your physical condition and limitations, Knott's Berry Farm does not. If you suspect your health could be at risk for any reason, or you could aggravate a pre-existing condition of any kind, DO NOT RIDE!**

---

## **— GUESTS OF EXCEPTIONAL SIZE —**

**All passenger restraint systems including lap bars, shoulder harnesses and seat belts, must be positioned and fastened properly to allow guests to ride.**

**Maximum recommended weight limits are posted at the rides and in this Rider Safety Guide.**

**Information in this guide is subject to change.**

# Knott's

BERRY FARM®



©UFS

AMERICA'S 1<sup>ST</sup> THEME PARK

Cedar Fair Entertainment Company

## Rider Safety Guide



## TABLE OF CONTENTS

<b>Introduction</b>	<b>2</b>
<b>Guest Parking</b>	<b>2</b>
<b>Wheelchair Rentals</b>	<b>2</b>
<b>Guests with Hearing Impairments</b>	<b>3</b>
<b>Merchandise</b>	<b>3</b>
<b>Food Facilities</b>	<b>3</b>
<b>Rest Rooms</b>	<b>3</b>
<b>Telephones</b>	<b>4</b>
<b>Automated Teller Machines</b>	<b>4</b>
<b>Drinking Fountains</b>	<b>4</b>
<b>Attractions</b>	<b>5</b>
<b>Key To Symbols</b>	<b>10</b>
<b>Expectant Mothers</b>	<b>11</b>
<b>Camp Snoopy</b>	<b>12</b>
<b>Fiesta Village</b>	<b>19</b>
<b>Boardwalk</b>	<b>23</b>
<b>Ghost Town</b>	<b>27</b>
<b>Shows/Entertainment</b>	<b>32</b>
<b>Quick Reference Chart</b>	<b>34</b>
<b>Height Requirements</b>	<b>36</b>

## INTRODUCTION

Welcome to Knott's Berry Farm. Our guidebook provides information of services and facilities available for guests with disabilities.

Many of Knott's Berry Farm's attractions, shows and restaurants are accessible to guests with disabilities, including those using wheelchairs. The following information is intended to assist you with determining your ability to participate on the attractions and with access to services throughout the Park.

Knott's Berry Farm Guest Service Associates will be happy to answer any questions or concerns you may have.

For more detailed information about services for guests with disabilities, please visit our Information Center, located at the Grand Entrance.

## GUEST PARKING

Guests who have a state issued placard or license plate for the disabled may park in any parking lot. All posted parking fees apply.

All marked stalls reserved for the disabled are patrolled by the Buena Park Police Department and citations will be issued to vehicles not displaying a valid placard or plate.

Knott's Berry Farm's drop-off area can be used to pick up or drop off guests with disabilities. Our drop-off area is located directly in front of the Grand Entrance.

A Guest Service Associate is stationed at the pedestrian crosswalk, in the center of Grand Avenue, should you have any questions, or you can contact the Traffic Control Office direct at (714) 220-5014.

## WHEELCHAIR RENTALS

Wheelchairs and Electric Convenience Vehicles may be rented from the Wheelchair and Stroller Rental Shop located just inside Ghost Town, next to the Geode Shop. Rentals are on a first-come, first-serve basis for a minimal daily charge, plus deposit. Quantities are limited. Electric Convenience Vehicles can be reserved in advance by calling (714) 220-5495.

Guests may also bring their own wheelchair or battery-powered vehicle. For those guests who choose to use a battery-powered vehicle or wheelchair, we require that a safe speed be maintained while traveling in the Park.

For any questions on rental fees, you may contact our information office at (714) 220-5200.

## **GUESTS WITH HEARING IMPAIRMENTS**

To enhance the visit of our guests with hearing impairments, hearing assistance devices are available at the Information Center, located at the Grand Entrance of the Park. A \$20.00 refundable deposit is required.

## **MERCHANDISE**

Most shops and games provide accessibility to guests with disabilities, including those using wheelchairs. Please contact a Guest Service Associate for additional assistance at any merchandise or game location, if necessary. Guest Service Associates will be happy to assist in reaching merchandise or reading price tags.

## **FOOD FACILITIES**

Some food-service facilities throughout the park may present difficulties for guests in wheelchairs. Please contact one of our Guest Service Associates for assistance in these areas.

All full service restaurants are accessible to guests using wheelchairs. These include the Chicken Dinner Restaurant<sup>®</sup>, TGI Friday's, the Ghost Town Grill, Auntie Pasta's Pizza Palace, Johnny Rockets<sup>®</sup> and Panda Express<sup>®</sup>.

Guests with vision impairments may ask a Guest Service Associate for assistance with obtaining information on menu items and prices.

Guest Service Associates will be happy to assist with restaurant orders and bringing orders to the tables.

## **REST ROOMS**

Most rest rooms have facilities designed for access to guests using wheelchairs. Rest rooms with wheelchair accessibility are signed accordingly and are located throughout the park in each themed area.

## TELEPHONES

### **CALIFORNIA MARKETPLACE®**

- Just outside the Grand Entrance next to the Guest Relations Office.

### **GHOST TOWN**

- Across from the Timber Mountain Log Ride
- Across from the Geode Shop, next to the Stroller Rentals.
- In the GhostRider® area, next to the Security Office
- Next to the rest rooms near Mystery Lodge®.

### **FIESTA VILLAGE®**

- Between Comidas Fritas and the Sugar Shack.

### **THE BOARDWALK<sup>SM</sup>**

- Next to Hollywood Hits.

## AUTOMATED TELLER MACHINES

There are four automated teller machines at Knott's Berry Farm. All machines are accessible to guests in wheelchairs. They are located at the Grand Entrance to the Park, next to the ticket booths, next to the LotsaPalooza in the Boardwalk area, Topper's Hat Shop in the Boardwalk area, and Peppermint Patty's Candy Shop in Camp Snoopy.

All automated teller machines have instructions and numeric keys labeled in Braille for our guests with vision impairments.

## DRINKING FOUNTAINS

Guests in wheelchairs can find accessible drinking fountains throughout Knott's Berry Farm.

## ATTRACTIONS

For your protection, all the attractions here at Knott's Berry Farm incorporate safety systems that are designed by the manufacturer to accommodate people of average physical stature and body proportion. These safety systems may place restrictions on the ability of an individual to safely experience an attraction.


Due to rider restraint system requirements, guests of exceptional size may not be accommodated on some of our attractions. This may apply, but not be limited to, guests who exceed 6'2" or those who exceed 250 pounds, have a 46" waistline or 54" chest.

Extremely large or small individuals, guests who have a history of heart, back, or neck trouble or recent surgery, expectant mothers, guests with casts, braces, restrictive devices or disabilities may be affected by the requirements needed to ensure these systems operate properly. For example, height requirements are based on the size needed for the safety restraints to function properly. These requirements are posted at the entrance of each attraction.

Our Ride Admission Policy has been developed in consultation with a bio-dynamics engineer and a rehabilitation specialist, on the recommendations of the manufacturer, our past experience, and our evaluation of each attraction using our knowledge of the attraction both in normal and emergency operating conditions. Our prime consideration is the ability of each guest to endure the dynamics of each attraction without the risk of injury to that guest or other riders. If you have any questions, please stop by the Information Center, we'll be happy to brief you on our Ride Admission Policy and explain how it applies to your specific situation.

### Special Access Entrances

Special Access Entrances are intended to accommodate wheelchairs and not to bypass others waiting in line.

To use an entrance displaying the  "wheelchair logo" to bypass the standard attraction queue, a Guest Assistance Pass will be required. A Guest Assistance Pass can be obtained at the Information Center. This pass is to be presented to the Guest Service Associate at the attraction. The Guest Assistance Pass is for the convenience of the guest who is mobility impaired and is not transferable.

In an effort to ensure all of our guests receive equal experiences; our attractions may require that a boarding time be obtained. The time to return will be the length of the current wait in the standard queue. The boarding time can be obtained from the Guest Service Associate at the attraction by anyone in the party. Once the boarding time is obtained, the guest may rest in a comfortable location until the time arrives and then the guest may enter the attraction using the designated entrance. The guest may return up to one hour after the

boarding time. There can be one valid boarding time on the pass at a time. A new boarding time can be obtained when the previous boarding time has been used. This service is for the guest with the disability and up to 1 accompanying guest.

If the party is larger than 2 guests, then the guest with the disability and a companion may wait at the designated entrance, while the remainder of the party waits in the queue. When the party reaches the loading area, the guest with the disability and their companion may enter the attraction through the designated entrance. During the wait time the guest with the disability and their companion need not to wait at the gate, they may wait in a comfortable location until the boarding time arrives.

The guest, to whom the pass is issued, must participate on the attraction for the party to use its service.

Most attractions are accessible to guests using wheelchairs. However, in some cases, a guest may require assistance to transfer from their chair onto a ride system. Knott's Berry Farm Guest Service Associates are not trained in transferring guests from wheelchairs and, therefore, are not permitted to assist you. They will, however, provide direction to the extent that they are able. We suggest that you visit us with someone who is able to physically help you, when necessary.

For attractions that are noted by the  (walking symbol), guests must leave their wheelchair to board the attraction vehicle.

Accessibility may vary depending upon special conditions. Guests with casts, stitches, or who have undergone recent surgery are requested to ask about any limitations that may apply. Please ask for assistance from the supervision at each attraction.

### **Height Requirements**

All guests must meet all height and weight requirements for each attraction as posted at the attraction entrance. Guests may be measured at each attraction to ensure that all requirements are being met prior to boarding an attraction vehicle.

### **Service Animals**

Guests with service animals should follow the same procedures on the attractions as those outlined for guests with mobility impairments. Because of the aggressive nature of some attractions, service animals must be left with a non-riding member of the guest's party, on those attractions not designated for service animals.

### **Basic Information**

Guests with heart, back or neck problems, as well as expectant mothers, or other hidden conditions, or those who have had recent surgery, should carefully note all warning signs at each attraction entrance.

Generally, to participate on an attraction, guests must have the ability to brace themselves upright in the seat and support their head and neck during the ride movements.

Evacuations may be required due to such causes as a mechanical concern, weather conditions, or power interruptions. If an evacuation is required, guests will be required to maneuver stairs, ladders, catwalks and/or narrow passes or will need to wait to be evacuated.

### **Before You Ride**

Guests with casts or braces will be restricted from participating on attractions where the cast or brace may present a hazard to the guest or others. Please consult with the Information Center staff for more information.

If in doubt about your ability to safely experience an attraction, we urge you to consult with the Ride Operations Staff.

Some attractions may require a responsible person to accompany a guest. Knott's Berry Farm's definition of a responsible person is one who physically and mentally meets all of the requirements to participate on the attraction themselves, is 16 years of age or older, and exhibits the maturity generally expected from one 16 years of age or older.

Whenever a guest is required to be accompanied by a responsible person, the person must be able to safely participate on the attraction themselves in addition to assisting the guest, including maintaining postural control under the dynamic conditions of the attraction, if necessary.

### **Criteria**

Knott's Berry Farm's Ride Admission Policy is designed to allow our guests to participate in the enjoyment of our Park as much as possible. The policy was developed by analyzing the physical and mental attributes required to safely participate on a particular attraction. Each attraction was evaluated for the criteria necessary for an individual to participate safely. It is our policy to allow anyone to participate who meets all these requirements and is not a hazard to themselves or others. We continue to evaluate and update our Ride Admission Policy as necessary.

The evaluation of each attraction considered the following 11 neutral criteria, which may be required of a guest to safely participate on a particular attraction.

1. The ability to exhibit independent seated postural control under the dynamic conditions of the ride.

*Explanation: The guest must have the body and spinal control to sit upright without the aid of other people or devices. The guest must be able to maintain the proper riding posture even during bumping or other characteristic movements of the vehicle. Certain ride units such as Merry Go Round horses require the ability to form a saddle posture with the guest's thighs.*

2. Appropriate center of gravity.

*Explanation: The guest's body must have the appropriate weight distribution for the specific attraction.*

3. Control of the upper torso including neck and head.

*Explanation: The guest must have sufficient muscle control to support their head, neck and upper torso during the course of the ride, including the dynamic motion of the vehicle.*

4. Ability to hold on with one functioning arm.

*Explanation: A functioning arm is an upper extremity or prosthesis exhibiting good grip control and the ability to brace, and strong enough to allow the guest to maintain the proper riding position throughout the duration of the ride.*

5. Ability to hold on with two functioning arms.

*Explanation: Ability to hold on with two functioning arms as defined above.*

6. Ability to brace self with one functioning leg.

*Explanation: The guest must have one functioning leg to be used for bracing the body during the course of the ride. A functioning leg may include a prosthesis that can be used for bracing.*

7. Ability to brace self with two functioning legs.

*Explanation: The guest must have two functioning legs to be used for bracing the body during the course of the ride and maintain balance when entering and exiting the ride vehicle. A functioning leg may also include a prosthesis that can be used for bracing.*

8. Minimum of two functioning extremities.

*Explanation: The guest must have a minimum of two functioning extremities (two legs, two arms, or one arm and one leg) to brace self during the course of the ride and assist in entering and exiting the ride vehicle.*

9. Minimum of three functioning extremities.

*Explanation: The guest must have a minimum of three functioning extremities (two legs and an arm or two arms and a leg) to brace self (with tripod bracing) during the ride course.*

10. Ability to enter and exit the ride vehicle within specified parameters without endangering self or others.

*Explanation: The guest must be able to enter and exit the ride vehicle without jeopardizing self or others and to assist with their own evacuation if necessary. This may include special arrangements such as entering through the exit or having someone aid them in boarding. If a guest has to be lifted in and out of a ride vehicle, this must be accomplished by a responsible person who is accustomed to the task. For the safety of our operators and guests, our Guest*

*Service Associates are instructed not to perform this function, other than in the children's attraction areas.*

11. Appropriate observed behavior: Guest demonstrates appropriate observed behavior indicating a willingness and ability to participate and/or follow rider requirements.

*Explanation: Appropriate observed behavior may include, but not limited to, maintaining proper riding position, attention and compliance to safety instructions, proper use of all ride or safety equipment and a willingness to participate.*

In addition to the basic physical and mental requirements previously defined, each attraction was evaluated relative to the specific temporary conditions that may prevent a guest from safely participating on a particular attraction. The specific conditions that were evaluated are:

Braced arm cast	Cervical collar or neck brace
Full leg cast	Broken collar bone
Bilateral abduction leg casts (brace between the legs)	Full arm cast

Also evaluated for each attraction is the suitability of safely carrying hand-held infants. A hand-held infant is defined as a child who is not yet able to walk independently. Guests taking hand-held infants onto attractions, not specifically restricted, should be advised to use caution.

## **BEFORE RIDING, PLEASE NOTE ALL OF THE SAFETY WARNINGS FOR EACH ATTRACTION. IN GENERAL:**

- Remain seated in an upright position and hold on until the ride vehicle comes to a complete stop.
- Please keep all parts of your body inside the ride vehicle at all times.
- Face forward while the ride vehicle is in motion.
- Secure loose items (glasses, cameras, wallets, hats, keys, etc.) or leave them with a non-rider.
- Fasten your seatbelt, lap bar, or shoulder harness and keep it fastened until the ride comes to a complete stop.
- No picture taking or video taping while riding.
- Shirts are required to be worn on all attractions.
- Shoes are required to be worn on all attractions, except La Revolucion, RipTide, Snoopy Bounce, Supreme Scream, Waveswinger, Silver Bullet, and Screamin' Swing.
- You are responsible for your personal property.
- Please finish food and drink prior to entering the attraction.
- Please refrain from smoking while waiting in line or while riding.

## KEY TO SYMBOLS

The following symbols and attraction ratings are used to define our attractions on the following pages.



Ability to Transfer to the ride vehicle. Must be able to leave their wheelchair to board the ride vehicle.



Accommodates Wheelchairs



Not recommended for guests with back trouble



Not recommended for guests with heart trouble or high blood pressure



Not recommended for guests with neck trouble



Not recommended for expectant mothers



Not recommended for guests who have had recent surgery



Must be at least this height to participate on the attraction



Cannot be any taller than this to participate



Maximum rider weight.



Must be accompanied by a responsible person of proper height to participate. If the symbol is not accompanied by a height symbol, a child under 46 inches must be accompanied by a responsible person








Must be accompanied by a child to participate



Maximum height of attraction



Maximum Speed of Attraction

CATEGORY	DESCRIPTION
Children's Attractions 	Attractions that are limited to children under a specific height and in some cases, their supervising adults.
Mild Thrill Attractions 	Low to medium speeds. Gentle motion and braking.
Moderate Thrill Attractions 	Low to medium speeds. Heights may vary. Moderate or unexpected forces can be generated during the ride.
High Thrill Attractions 	May have high speeds or heights. Significant or unexpected forces can be generated during the cycle.
Aggressive Thrill Attractions 	High speeds or heights. Aggressive and unexpected forces generated during the ride. Riders may experience rapid directional changes.

## EXPECTANT MOTHERS

Expectant mothers are limited from participating on the following attractions, due to the dynamic motion involved when riding:

- |                                   |                                   |
|-----------------------------------|-----------------------------------|
| Bigfoot Rapids <sup>®</sup>       | Pony Express                      |
| Boomerang                         | RipTide                           |
| Camp Bus                          | Rocky Road Truckin' Company       |
| Charlie Brown's Speedway          | Screamin' Swing                   |
| Dragon Swing                      | Sierra Sidewinder                 |
| GhostRider <sup>®</sup>           | Silver Bullet                     |
| Hat Dance                         | Supreme Scream <sup>SM</sup>      |
| High Sierra Ferris Wheel          | Timber Mountain Log Ride          |
| Jaguar! <sup>®</sup>              | Timberline Twister                |
| Joe Cool's Gr8 Sk8                | Waveswinger                       |
| La Revolucion                     | Wheeler Dealer Bumper Cars        |
| Lucy's Tugboat                    | Wipeout                           |
| Montezooma's Revenge <sup>®</sup> | Woodstock's Airmail <sup>SM</sup> |
| Perilous Plunge <sup>SM</sup>     | Xcelerator <sup>SM</sup>          |

# CAMP SNOOPY

## SIERRA SIDEWINDER

(Moderate roller coaster and spinning-type ride)



The Sierra Sidewinder is a family roller coaster where the individual cars spin freely during the course of the ride. Because of the spinning action of the cars, you will never experience the same ride twice.

Please notify the Guest Service Associate on the loading platform, by having a member of the party enter through the exit. The Guest Service Associate will direct you to the wheelchair lift and assist you in boarding the train.

To board the ride, riders must be able to transfer into the seat. The seat is 17" wide and 15" deep. Riders must be able to maintain a stable and upright position during the ride. Therefore, riders must have at least one lower extremity or lap to accommodate the restraint system. Also, riders must be able to hold firmly onto the handhold while riding.

Because of the dynamic forces experienced on this attraction, all riders must be able to maintain an upright and stable position while riding.

Guests prone to seizures, dizziness, claustrophobia, or high blood pressure should not ride.

Full arm casts and full leg casts cannot be allowed on the attraction.

Service animals should not accompany guests on this attraction.

## GRAND SIERRA SCENIC RAILROAD (Authentic steam train)



The Grand Sierra Scenic Railroad is a miniature replica of a steam engine locomotive. It tours around Reflection Lake and across a real drawbridge. This is a ride that the entire family can enjoy.

Wait by the exit gate located to the left of the attraction entrance. A Guest Service Associate will direct the guest and their escort to a seat.

The guest with mobility impairments should have someone in their party to assist them while boarding the attraction. Guests must step up 16" to board the train cars. The train is not wheelchair accessible.

Service animals may accompany guests onto this attraction.

## WOODSTOCK'S AIRMAIL

(Moderately moving, bouncing vehicle)



Guests are seated on a bench seat and taken to a height of 20 feet. Once the guests reach the top, the ride vehicle will bounce until it reaches the ground.

Wait at the attraction exit, located to the right of the attraction entrance. A Guest Service Associate will direct the guest and their escort to a seat.

All riders must be able to transfer to a seat, that is suspended 27" above the ground. Because of the forces experienced on this attraction, all riders must be able to maintain an upright and stable position while riding.

Total combined weight of all guests on the attraction must be under 600 pounds.

Service animals should not accompany guests onto this attraction.

Only two adults may be accommodated per trip. Adults must sit in one of the two end adult seats. Also, a lap bar is used, which locks in one position, 9" from the back of the seat.

## JOE COOL'S GR8 SK8 (Moderately roller coaster-type ride)



Joe Cool's GR8 SK8 gives its riders the feeling of skate boarding the half pipe, as the ride vehicle rolls back and forth on a teeter-totter type track.

Enter through the attraction exit, located to the left of the attraction entrance. Wait at the top of the ramp and a Guest Service Associate will direct the guest to a seat.

Riders must be able to transfer to the vehicle seat. The floor of the vehicle is 11" to 14" above the loading platform. The seat is 14" from the vehicle floor, which is on a sloping surface. Riders should have at least one lower extremity or lap to accommodate the lap bar. Riders must be able to maintain a stable and upright position while riding.

Service animals cannot accompany the guest on this attraction.

## THE FLYING ACE BALLOON RACE

(Revolving elevated vehicle)



On the Flying Ace Balloon Race, guests board one of several brightly colored balloons that slowly rise into the air as the entire ride rotates. It is a ride that the entire family can enjoy.

The ramp that leads to the Flying Ace Balloon Race is located next to the Charlie Brown's Speedway attraction. Wait by the wheelchair access gate located to the left of the attraction entrance. A Guest Service Associate will direct the guest and their escort to a seat. The guest with mobility impairments should have someone in their party to assist them while boarding the attraction. To board the ride, you must be able to step up 13" and enter through an entry way of 16" wide.

Service animals should not accompany guests onto this attraction.

## RED BARON (Revolving elevated vehicle)



Guests board World War I biplanes and as the ride rotates, the pilot can control a lever that allows each guest to maneuver the plane up or down.

Wait by the exit gate located to the far right of the attraction entrance. A Guest Service Associate will direct the guest and their escort to a plane.

Some riders may require assistance while boarding, because the seats are 27" off of the ground. Riders are seated individually on this attraction. Therefore each rider must be able to maintain an upright and stable position. Riders should have at least one lower extremity or lap to accommodate the safety restraints. The seat is 17" wide and 11" deep. To fully experience the effects of this attraction, riders should be able to operate the flight control stick by pushing or pulling it with their hands. Riders may need assistance in and out of the planes.

Service animals should not accompany guests onto this attraction.

The flight control sticks for both seats of each plane are connected. Therefore, guests with spinal, joint or bone conditions should consider riding solo in a plane.

## CHARLIE BROWN SPEEDWAY

(Moderately moving, circular ride)



Children can ride in their very own NASCAR style car, around a circular speedway.

Wait at the attraction exit, located to the left of the attraction entrance. A Guest Service Associate will direct the guest and their escort to a seat.

All riders must be able to transfer to a seat. Because of the forces experienced on this attraction, all riders must be able to maintain an upright and stable position while riding.

Total combined weight of all guests per car must be less than 275 pounds.

Service animals should not accompany guests onto this attraction.

## ROCKY ROAD TRUCKIN' COMPANY

(Moderately moving vehicle)



Riders can travel along a scenic highway in their very own semi-truck.

Wait by the exit gate located to the right of the attraction entrance. A Guest Service Associate will direct the guest to a truck.

There are two areas per truck in which guests may sit. The first area is an enclosed cab that will only accommodate children. The doorway is 16" wide and 16" off the ground. Each rider must be able to maintain an upright and stable position. The second seating area is above the cab and can accommodate most guests. Its entryway is 16" wide and is 20" off the ground. Riders must have at least one lower extremity or lap to accommodate the seat belts.

Service animals should not accompany guests onto this attraction.

## **HIGH SIERRA FERRIS WHEEL** (Rotating elevated ride)



The High Sierra is a replica fashioned after the ferris wheels of the 1890s.

Wait by the exit gate located to the right of the attraction entrance. A Guest Service Associate will direct the guest to a basket.

To board the ride, riders must be able to go up a ramp and negotiate two 7" steps. The seat is 38" wide and 15" deep. Riders must be able to maintain an upright and stable position. Therefore, riders must have at least one lower extremity or lap to accommodate the seat belt.

Service animals should not accompany guests onto this attraction.

No children on laps.

## **HUFF 'N' PUFF®** (Slow to moderate moving vehicle)



The Huff 'N' Puff® consists of individual cars propelled around a track by the rider.

Wait by the exit gate located to the left of the attraction entrance. A Guest Service Associate will direct the guest to a car.

The Huff 'N' Puff® cars will only accommodate a single guest. Therefore, each rider must be able to maintain an upright and stable position while riding. The riders provide the force that propels the cars around the track. In order to power the cars, riders must be able to grasp and 'pump' the handle back-and-forth.

Service animals should not accompany guests onto this attraction.

## **LOG PEELER** (Moderately moving, revolving vehicle)

**2**



The Log Peeler is a children's ride which spins its riders in circles. It consists of three main sweep arms connected to the center of the ride. The ride rotates and each group of cars also rotates, creating an "eggbeater" effect. There are a total of 12 cars which hold two children per car.

Wait by the exit gate located to the right of the attraction entrance. A Guest Service Associate will direct the guest to a car.

Riders must step up 15" to board or transfer to their car. Riders must be able to maintain an upright and stable position. Therefore, riders must have at least one lower extremity or lap to accommodate the seat belt.

Service animals should not accompany guests onto this attraction.

## **SNOOPY BOUNCE** (Children's bouncing activity)

**1**



The Snoopy Bounce is an air-filled mattress located inside of a large inflatable Snoopy.

Go up the exit ramp and wait by the exit gate located to the right of the attraction entrance. A Guest Service Associate will direct the guest to enter the play area. All guests must enter through a door and onto an inflatable mat.

Guests must have both lower extremities to participate on this attraction. Guests should be able to maintain their balance due to the motion of the air mattress.

Service animals should not accompany guests onto this attraction.

Due to the nature of this attraction, limb braces and other sharp objects are not allowed.

This attraction is not recommended for those with casts.

Service animals should not accompany guests onto this attraction.

## **TIMBERLINE TWISTER** (Moderate roller coaster-type ride)



This is a children's roller coaster. It is a bumpy ride, with many dips and turns, which travels through a forested area.

Wait at the exit of the attraction located to the left of the attraction entrance. A Guest Service Associate will direct the guest and their escort to a car.

Riders must step up 18" to enter or transfer to their seat. Riders should have at least one lower extremity or lap to accommodate the lap bar. Due to the nature of the lap bar system on this ride, weight or size restrictions may apply. Riders must be able to maintain a stable upright position while riding.

To board this attraction, the guest with mobility impairments must be able to climb nine, 7" steps.

Service animals should not accompany guests onto this attraction.

## **CAMP BUS** (Moderately rotating, elevated vehicle)



You can ride off to camp in a bus with Snoopy and the Peanuts gang. The bus lifts off the ground and goes in a circular motion rotating in two different directions.

Wait at the ride exit located to the right of the attraction entrance. A Guest Service Associate will direct the guest and their escort to a seat.

To enter the bus you must step up 15" and pass through a doorway 13" wide. There is a horizontal bar that is lowered onto a row of riders. The rider must be able to maintain an upright and stable position.

Service animals should not accompany guests onto this attraction.

## **Lucy's Tugboat** (Moderately moving, spinning vehicle)



Lucy's Tugboat travels back and forth on an upward curved track, while spinning.

Enter through the exit, located on the north end of the ride and wait at the top of the ramp. A Guest Service Associate will direct the guest and escort to a seat.

Guests with mobility impairments need to transfer onto a seat that is 15" above the loading platform. The gateway to the seat is 11" wide. While riding all riders must be able to maintain an upright and stable position.

Service animals should not accompany guests onto this attraction.

## FIESTA VILLAGE

**JAGUAR!®** (Moderate speed, turbulent roller coaster-type ride)



The Jaguar!® is a family roller coaster that sends its passengers on an exciting tour around Fiesta Village® through the loop of Montezooma's Revenge® and over Reflection Lake. The area is themed after an archeological dig in a Mayan temple and the attraction itself offers its riders the feeling of a cat stalking its prey.

Enter through the ride exit to the left of the attraction entrance, and wait at the top of the exit ramp. A Guest Service Associate will direct the guest and their escort to a seat.

All riders must step up 7" to board the train. Riders must be able to maintain a stable upright position. Riders should have at least one lower extremity or lap to accommodate the lap bar. Due to the nature of the lap bar system on this ride, weight and size restrictions may apply.

Service animals should not accompany guests onto this attraction.

**LA REVOLUCION** (Rapidly moving, revolving, spinning vehicle)



La Revolucion gives its riders a thrill by revolving the passenger vehicle, while the main arm swings in a pendulum manner.

Enter using the attraction exit, located on the south side of the ride vehicle, and wait at the gate. A Guest Service Associate will assist the guest in finding a seat.

Riders must be able to transfer to a seat that is 2 feet above the loading platform. The seat is 16 1/2" wide and with the safety restraint system locked is 10" from the seat back to the restraint. Riders must have the ability to maintain a stable and upright position during the dynamics of the ride.

In the event the loading platform cannot be raised to the loading position, ladders may be used to evacuate riders from the ride vehicle.

Service animals should not accompany the guest on this attraction.

## **WAVESWINGER** (Rapidly moving, revolving suspended vehicle)



The Waveswinger features individual seats that are suspended by chains. The ride rotates as it rises, causing the seats to swing out.

Wait at the ride exit located to the left of the attraction entrance. A Guest Service Associate will direct the guest and their escort to a swing.

The seats of this ride are elevated 2' above the ground. The guest or companion must be able to hold the seat steady as they attain a seated position. The seat is 15" wide by 13" deep. The hand-hold on this ride is a horizontal bar that is lowered vertically in front of the rider. The bar is then secured to a strap that is attached to the bottom of the seat. The maximum girth with the hand-hold in the down position is 52". Riders should have the ability to support their upper body due to the forces of this ride. Due to the nature of the ride system, a maximum weight restriction of 230 lbs. is in effect.

Service animals should not accompany guests onto this attraction.

Riders must be older than 6 years old.

## **DRAGON SWING** (Moderately moving, swaying vehicle)



The Dragon Swing is a ride where guests swing like a pendulum from inside a viking ship.

Wait at the ride exit located to the right of the attraction entrance. A Guest Service Associate will direct the guest and their escort to a seat.

All riders must negotiate six, 8" high steps to board the boat. The seat entrance is 13" wide. The lap bar, when in the closed position, rests 12" from the back of the seat. Riders should have the ability to support their upper body due to the forces of this ride. The riders should be able to maintain an upright and stable position. Riders should have at least one lower extremity or lap to accommodate the lap bar. Due to the nature of the lap bar on this ride, weight or size restrictions may apply.

Service animals should not accompany guests onto this attraction.

## MONTEZOOMA'S REVENGE®

(High speed, turbulent roller coaster-type ride)



Knott's Berry Farm's Montezooma's Revenge® is an exciting ride that catapults passengers out of the station at 55 miles per hour, up through a 76 foot, 360° loop and then to the top of a 148 foot tower. After a moment of weightlessness, the train zooms down the tower, backwards, goes through the loop and passes through the station up a second 112 foot tower, then down the tower into the station. The propulsion system is based on an aircraft carrier's launch system and gives the rider the thrill of traveling 0 to 55 miles per hour in just 4.5 seconds.

Wait at the ride exit located to the right of the attraction entrance. A Guest Service Associate will direct the guest and their escort to a seat.

Riders must be able to maintain a stable upright position. Riders should have at least one lower extremity or lap to accommodate the lap bar. Due to the nature of the lap bar system on this ride, weight and size restrictions may apply.

To board this attraction, guests with mobility impairments must be able to climb twenty-two, 6" high steps.

Loose articles are not allowed on the ride. Therefore, guests with medical devices should plan on leaving them with a non-riding member of their party.

Service animals should not accompany guests onto this attraction.

## HAT DANCE (Revolving spinning ride)



Hat Dance is a circular spinning ride where guests can control the speed of the spin by turning the wheel in the center of the hat.

Wait at the ride exit located to the left of the attraction entrance. A Guest Service Associate will direct the guest and their escort to a hat.

To enter the hat, guests must step up, or transfer, one, 8" high step and be able to get through a narrow doorway which is 13" wide and 28" high. Riders must be able to maintain an upright and stable position. To fully experience the effect of this attraction, the riders should be able to turn the wheel in the center to spin the hat.

Service animals should not accompany guests onto this attraction.

## **MERRY GO ROUND** (Revolving circus animals)



The Merry Go Round is a circular ride where guests ride on various circus animals, some of which move up and down.

Wait at the ride exit located to the left of the attraction entrance. A Guest Service Associate will direct the guest and their escort to a seat.

To board, you must be able to step or transfer onto a raised platform 10" in height. Once on the platform the rider must be able to climb onto one of the animals which are about 36" from the platform deck. Guests who are ambulatory may ride on the figures provided they they can hold on to the 2" diameter brass pole and control their center of gravity. The rider must be able to maintain a stable and upright position. Seat belts are available on each figure. Due to the nature of the seat belts on this ride, weight or size restrictions may apply.

The Merry Go Round rotates at a moderate speed, while a menagerie of animals gently rise and fall to 1' on individual brass poles. The animals on the outside lower deck do not rise or fall. There are two chariot seats for those riders who prefer to sit on a bench.

Service animals may accompany guests onto this attraction.

## BOARDWALK

### **SUPREME SCREAM<sup>SM</sup>** (Rapidly moving, free falling vehicle)



Supreme Scream<sup>SM</sup> transports brave, open-air riders straight up, to 256 feet in the air, before power-blasting them straight down in three seconds flat. Velocity of the downward plunge tops 50 miles per hour. Just when you thought it was over, the ride rebounds its riders halfway back up the skyscraping tower before a final, merciful landing at the launch pad below.

Enter the attraction through the exit located to the right of the attraction entrance. A Guest Service Associate will be able to assist the guest in finding a seat.

All riders must be able to transfer to a seat, that is suspended 22" above the ground. Because of the forces experienced on this attraction, all riders must be able to maintain an upright and stable position while riding.

Service animals should not accompany guests onto this attraction.

Due to the nature of this attraction, no loose articles are permitted.

### **PERILOUS PLUNGE<sup>SM</sup>** (Rapidly moving, boat ride)



Perilous Plunge<sup>SM</sup> is the tallest boat ride of its kind, taking its riders to a height of 121 feet. It also has the steepest drop of any boat ride at an angle of 70 degrees.

To access the loading area please see the Guest Service Associate on the exit bridge of the attraction for instructions. Due to the popularity of this attraction you may be given a reservation time for boarding on our higher attendance days.

To enter the boat, a guest must be able to step down and transfer to a seat.

Prosthetic devices are not allowed on board.

All riders must be able to fit inside of the harness restraint system with the safety strap fastened securely.

Riders will get wet and possibly soaked, so all personal belongings should be left with a non-riding member of your party or stored in a locker, located to the right of the attraction entrance.

Service animals should not accompany guests onto this attraction.

## **XCELERATOR<sup>SM</sup>** (High-speed, turbulent roller coaster-type ride)



The Xcelerator is a 50s themed roller coaster that will accelerate you from 0 to 82 miles per hour in 2.3 seconds. This coaster will transport its riders to a height of 205 feet, before completing two hairpin turns.

Wait at the exit gate and a Guest Service Associate will be able to assist you. When the party is ready to board, a Guest Service Associate will direct the guest and his/her escort to a seat.

The guest with mobility impairments must be able to board the train on his/her own. Because of the forces experienced on this ride, riders should have the ability to support their upper body. The rider should be able to maintain an upright and stable position while riding. The rider must have both functioning legs. Prosthetic devices are not allowed on board.

The lap bar system in the vehicle is designed so that the guest must place one leg on each side of the lap bar support. Also, the lap bar must be able to be properly secured in a locked position across the rider's pelvic area.

All riders must be able to fit in the seat inside of the safety restraint system.

Loose articles are not allowed on this ride and should be left with a non-riding member of the party.

Service animals should not accompany guests onto this attraction.

## **SKY CABIN** (Slow moving, revolving, elevating vehicle)



The Sky Cabin is an observation elevator that takes guests up a 225' high structure called the Sky Tower. After reaching a height of 180', the elevator rotates 360° giving you a panoramic view of Orange County and the mountains of the Los Angeles basin.

The standard queue will accommodate wheelchairs. Enter through the entrance.

The guest with mobility impairments should have someone in his/her party assist him/her while boarding the attraction.

There is a possibility that in the event of a power interruption the ride can stop at the top of the tower for a prolonged period of time. Guests who require the use of a portable oxygen tank should be advised of this possibility.

Service animals may accompany guests onto this attraction.

## **WIPEOUT** (High-speed, turbulent, revolving vehicle)



The Wipeout is a circular ride, which spins. As the ride spins the platform lifts, creating a wave motion.

Wait at the ride exit located to the right of the attraction entrance. A Guest Service Associate will direct the guest and their escort to a seat.

The guest with mobility impairments should have someone in their party assist them while boarding the attraction. To step into the car, all guests must negotiate a 13" step and transfer to the seat. Because of the forces experienced on this ride, riders should have the ability to support their upper body. The rider should be able to maintain upright and stable position. The hand-hold, when in the locked position, rests 11" from the back of the seat. Riders must have at least one lower extremity or lap to maintain a seated position. Due to the nature of the seat configuration on this ride, weight or size restrictions may apply.

Service animal should not accompany guests onto this attraction.

## **BOOMERANG** (High-speed, turbulent, roller coaster-type ride)



After you board one of Boomerang's seven cars, they are pulled backwards to the top of a 125' lift. The train is then released, approaching 50 miles per hour as it revolves through a half loop, combination with a right screw followed immediately by a left screw and another half loop. After a complete revolution, the train climbs to the top of a 125' lift where it is released backwards down the lift and repeats all the exciting maneuvers in reverse order.

Wait at the ride exit located to the right of the attraction entrance. A Guest Service Associate will direct the guest and their escort to a seat.

All riders must step up 19" to board the train. The guest with mobility impairments should have someone in their party to assist them when boarding the attraction. To step into the car, all guests must negotiate a 19" step upward and a 22" step into or transfer to the car. Because of the forces experienced on this ride, riders should have the ability to support their upper body. The rider should be able to maintain an upright and stable position.

Loose articles are not allowed to be taken on this ride. Therefore, guests with medical devices should plan on leaving them with a non-riding member of their party.

Service animals should not accompany guests onto this attraction.

## **RIPTIDE** (Rapidly moving, spinning vehicle)



The Riptide will send you soaring 59 feet in mid air, while turning you head over heels in two different directions simultaneously.

Enter through the exit, located next to the merchandise shop, and wait for the Guest Service Associate at the top of the ramp. The Guest Service Associate will direct the guest and their escort to a seat.

Riders with mobility impairments should have someone assist them onto the seat. To transfer, the rider must be able to move up 29" from the platform to the seat. While riding, all riders must be able to maintain a stable and upright position.

Service animals should not accompany guests onto this attraction.

Riders must be older than 10 years old.

## **WHEELER DEALER BUMPER CARS**

(Rapidly moving, turbulent vehicle)



The bumper cars is a fast paced ride where drivers test their skills as they jab, swerve, and bump one another trying ultimately to attain the best position in this race for victory.

Enter through the exit and wait at the top of the exit ramp. A Guest Service Associate will direct the guest and their escort to a seat.

All riders must negotiate one, 9" high step in order to enter the ride. The guest with mobility impairments should have someone assist them into the car. All riders must maintain an upright and stable position while riding. In order to power the cars, riders must press a pedal on the floor of the car and turn a steering wheel. For those with mobility impairments, a partner to assist with driving is recommended.

Service animals should not accompany guests onto this attraction.

# GHOST TOWN

## BIGFOOT RAPIDS®

(Rapidly moving, turbulent white water raft ride)



Bigfoot Rapids® is a thrilling, outdoor white water river raft ride that will spin and splash passengers as they take a wet and wild trip down a raging California river. Along the way you will careen past towering cliffs, brave fast-moving currents, race under cascading waterfalls and dodge soaring geysers.

Proceed to the exit located to the left of the attraction entrance. Wait at the top of the loading area access ramp, located to the left just before the exit stairs.

Riders should be able to enter the raft under their own power, or with some assistance from their companion. Entering the raft requires transferring down two, 8" steps to the bottom of the raft. Individuals must be able to remain in an upright-seated position throughout the ride and maintain their balance. Riders should have at least one lower extremity to assist in maintaining a seated position.

Guests who fear rapidly moving water, who are prone to motion sickness, or are unable to be wet or soaked should take this into consideration before riding.

Loose articles are not recommended on this ride, because they will get wet and possibly damaged. They should be left with a non-riding member of the party.

Service animals should not accompany guests onto this attraction.

**NOTE:** If your party is 6 or less, proceed to the top of the access ramp. If the party is larger than 6, then follow the instructions on your access pass.

## **CALICO RAILROAD** (Authentic steam train)



Knott's Berry Farm is the home of two authentic turn-of-the-century locomotives and the Galloping Goose, a gasoline-powered motor car capable of using the railroad tracks. You ride in a bit of history while taking a 5/8-mile journey around the park.

Enter the Train Depot through the entrance. A conductor will direct the guest to a seat. This attraction is wheelchair accessible, unless the Galloping Goose is in operation.

Those guests who choose not to use the wheelchair lift must be able to climb 4 stairs with a maximum height of 18". All riders should be able to maintain an upright and stable position in their seats while riding.

Service animals may accompany guests on this attraction provided they can sit on the floor of the coach, near their companion.

In the event that the train must be exited in an area other than the Train Depot, guests not using the wheelchair lift will be exited in a similar fashion as they are in the Train Depot. Guests using the wheelchair lift may have to be exited by employees using a stairchair, depending on the position of the train.

## **GHOSTRIDER®** (High speed roller coaster-type ride)



The GhostRider<sup>SM</sup> is the tallest, longest, and fastest wooden roller coaster in the Western United States. The GhostRider<sup>SM</sup> combines state of the art thrills with an old west flavor.

To access the attraction loading area, please see the Guest Service Associate at the entrance for directions.

All riders must be able to transfer to a seat, through an opening of 10". The lap bars lock in a position from 1' 2" down to 5" above the seat. The width of the seat is 1' 3" wide. Because of the forces experienced on this attraction, all riders must be able to maintain an upright and stable position while riding.

Service animals should not accompany guests onto this attraction.

Guests with leg casts must be able to fit in the ride vehicle using all safety restraints as designed. Legroom in the ride vehicle is 1' 2" from the seat to the body wall.

## TIMBER MOUNTAIN LOG RIDE

(Rapidly moving, turbulent water log ride)



The Timber Mountain Log Ride takes riders on a journey through scenic woods and an authentic lumber mill. Guests ride in hollowed out logs down a water flume which includes drops of 15' and 38'.

Locate the exit stairs to the south of the attraction entrance. Please have one member of the party go through the wheelchair access door located under the staircase. A Guest Service Associate will direct the guest and their escort to a seat.

Riders should be able to enter and exit the log under their own power, or with the assistance from a companion. Riders should have the ability to support their upper body due to the forces of this attraction. The rider must be able to maintain an upright and stable position. The interior of the log has grab poles to assist with postural control. Prosthetic devices should be protected from water, if necessary. The largest step down or up in a log is 22" in the loading area and up to 30" elsewhere.

Guests who fear rapidly moving water, heights, or who are unable to get wet should take this into consideration before riding.

Service animals should not accompany guests onto this attraction.

## CALICO MINE RIDE (Moderate to fast moving train ride)



This is a family ride where guests take a train ride into the Calico Mine and view the mining process as it was done in the early 1900's.

Proceed to the ride exit located on the north side of the attraction next to the shooting gallery. Follow the trail until you reach the second set of stairs that lead to the unload area. Please wait at the bottom of the stairs for a Guest Service Associate to direct the guest to a seat.

Riders must be able to maintain an upright and stable position. Riders must be able to negotiate twelve, 7" steps up to the loading dock in order to access the train. The party may assist the guest up the stairs. This may be difficult.

Riders must be able to transfer out of the mine cars at any point within the attraction. The maximum step down is 18".

Guests who are afraid of the dark or are claustrophobic are not recommended to ride.

Service animals should not accompany guests onto this attraction.

## BUTTERFIELD STAGECOACH

(Moderate to fast moving vehicle)



You can take a ride on one of six stagecoaches, five of which are authentic, and used in the 1800s. The trail travels around Reflection Lake, Fiesta Village® and Camp Snoopy®.

Wait at the ride exit located to the south of the attraction entrance. A Guest Service Associate will direct the guest and their escort to a seat.

Riders must be able to maintain an upright and stable position. Riders must be able to negotiate 5 stairs in order to access the entrance of the attraction. Guests in wheelchairs will be directed up the exit ramp and then loaded into the coach. To board the coach, guests must be able to step up 13" and transfer to their seat.

Service animals may accompany guests onto this attraction. The guest and their companion must be able to negotiate five, 7" steps.

Due to unforeseen circumstances, it may be necessary to exit the Stagecoach in a location other than the loading dock. Guests must be able to step out of the coach and onto a ladder, a maximum of 8'. From there, guests will be escorted to the nearest exit.

## SCREAMIN' SWING (Rapidly moving, swinging vehicle)



After boarding the Screamin' Swing, you will swing back and forth up to a height of over 63 feet. During the swing, your vehicle will travel up to 50 miles per hour.

This attraction requires a separate charge.

After purchasing a ticket, enter the attraction through the exit, located on the West side of the ticket building. Wait at the exit and a Guest Service Associate will assist you to a seat.

All riders must be able to step onto a step that is 5" above the floor. The seat is 1'8" above the step. Riders must be able to transfer to the seat.

Because of the forces experienced on this attraction, riders must be able to maintain a stable upright position and use the lap bar as designed.

Prosthetic devices are not allowed on board.

Service animals should not accompany guests onto this attraction.

## **SILVER BULLET** (High Speed, Roller Coaster Type Ride)



After you board one of Silver Bullet's cars, you are taken to a height of 146' then drop into a 109" tall loop. You will experience barrel rolls, a negative g roll, a cobra roll, and a flat spin.

Proceed to the elevator, located across from the exit stairs. Use the elevator to arrive at the second floor and wait at the exit gate. A Guest Service Associate will assist the guest in finding a seat.

All riders must be able to transfer to a seat that is 17" above the loading platform.

Because of the forces experienced on this attraction, riders must be able to maintain a stable upright position. Riders must be able to use the safety restraint system as designed.

Prosthetic devices must be secured.

Service animals should not accompany guests onto this attraction.

## **Pony Express** (Moderate roller coaster-type ride)



While sitting astride one of the team's 16 horses, riders will leave their post with their steed launching them at a speed of 0-38 mph in less than 3 seconds. The terrain for the mounted riders will be rugged as they navigate an ascending banked turn to a height of over 44 ft. then through a series of heart-pounding 60 degree banked turns, camel backs and tight maneuvers. The team will cover a 1,252 foot route which will take them past Boot Hill and Bigfoot Rapids resulting in an exhilarating runaway adventure!

Enter through the exit, located to the left of the attraction's entrance, and wait at the top of the exit ramp. A Guest Service Associate will direct the guest and their escort to a seat.

To board the ride, riders must be able to transfer onto the seat. To transfer to the seat, riders must be able to step up 8" to the vehicle floor, then sit in a saddle-seated position, that is 2" above the vehicle floor. The restraint system will close allowing 16" inside of the restraints and 18" wide. Riders must be able to maintain a stable and upright position during the ride. Riders must be able to sit in a saddle-seated position. Also, riders must be able to hold firmly onto the handholds while riding.

Because of the dynamic forces experienced on this attraction: Guests prone to seizures, dizziness, claustrophobia, or high blood pressure should not ride.

Full arm casts and full leg casts cannot be allowed on the attraction.

Service animals should not accompany guests onto this attraction.

## SHOWS/ENTERTAINMENT

All entertainment venues are accessible to guests who are mobility impaired. Hearing assistance devices are available at the Information Center, located next to the Grand Entrance to the Park, for guests who are hearing impaired. It is recommended that guests in wheelchairs arrive early to the show venue, since wheelchair accommodations may be limited.

### THE BOARDWALK<sup>SM</sup>

CHARLES M. SCHULZ THEATRE  
(Theatre presentation)

#### Show Access

The Charles Schulz Theatre is an indoor theater that seats up to 2085 guests. There are special viewing areas that will be able to accommodate guests in wheelchairs. For entry into the Theater, wait by the black and white doors located under the entrance ramp, across the pathway from the Wheeler Dealer Bumper Cars entrance. An usher will be there to assist the guest and their party to a seat.

BOARDWALK BALLROOM  
(Theatre presentation)

#### Show Access

The Boardwalk Ballroom is a multi-purpose facility that can be used for dancing or for stage performances. There are special viewing areas that will be able to accommodate guests in wheelchairs. Enter the Boardwalk Ballroom through the entrance and an usher will be available to assist the guest and their party to a seat.

---

### CAMP SNOOPY

CAMP SNOOPY THEATRE  
(Theatre presentation)

#### Show Access

The Camp Snoopy<sup>®</sup> Theatre is an outdoor stage and seating area. There is a special viewing area that will be able to accommodate guests in wheelchairs. Enter through the Camp Snoopy Theatre entrance. An usher will be available to assist the guest and their party to a seat.

## **MYSTERY LODGE<sup>SM</sup>** (Theatre presentation)

### **Show Access**

Mystery Lodge<sup>SM</sup> will take guests on a magical multi-sensory journey deep into the Native North American culture through a 6-minute pre-show and a 9 minute show. Enter Mystery Lodge<sup>SM</sup> through the entrance, located to the left of the Bigfoot Rapids<sup>®</sup> exit. Contact the usher at the turnstile, in the queuing area, for assistance. There are special viewing areas that will be able to accommodate guests in wheelchairs.

---

## **GHOST TOWN**

### **BIRD CAGE THEATRE** (Theatre presentation)

### **Show Access**

The Bird Cage Theatre is an indoor stage and seating, where guests can watch shows on a seasonal basis. There are special viewing areas that will be able to accommodate guests in wheelchairs. Enter the Bird Cage Theatre through the entrance located to the left the Red Schoolhouse. An usher will be available to assist the guest and their party to a seat. Guests using electric vehicles may have difficulty maneuvering inside the theatre.

### **WAGON CAMP** (Theatre presentation)

### **Show Access**

The Wagon Camp is an outdoor stage and seating area. There are special viewing areas that will be able to accommodate guests in wheelchairs. Enter through one of the two Wagon Camp entrances, located near the Indian Trails or the Ghost Town themed signs. An usher will be available to assist the guest and their party to a seat.

	Seated Posture Control	Appropriate Center of Gravity	Upper Torso Control	One Functioning Arm	Two Functioning Arms	One Functioning Leg	Two Functioning Leg
Bigfoot Rapids	Y	Y	Y	Y	g	Y	
Boomerang	Y		Y	Y	s1	Y	
Calico Mine Ride	*	Y	Y				
Calico Railroad	*						
Camp Bus	Y	Y	Y	Y	g1	Y	
Charlie Brown's Speedway	Y	Y	Y		Y	Y	
Dragon Swing	Y	Y	Y	Y	g	Y	
Flying Ace Balloon Race	b		b		g1	Y	
GhostRider	Y	Y	Y	Y	g	Y	
Grand Sierra Railroad	b						
Hat Dance	Y	Y	Y	Y		Y	
High Sierra Ferris Wheel	Y	Y	Y	k		k	
Huff N Puff	Y	Y	Y	Y	g	Y	
Jaguar!	Y	Y	Y	Y	g1	Y	
Joe Cool's GR8 SK8	Y	Y	Y	Y		Y	
La Revolucio'n	Y	Y	Y	Y	s1	Y	L
Log Peeler	Y	Y	Y	Y	g	Y	
Lucy's Tugboat	Y	Y	Y		Y		Y
Merry Go Round	c1	c1	c1	c1	c1	c1	c1
Montezooma's Revenge	Y	Y	Y	Y		g3	Y
Perilous Plunge	Y	Y	Y		Y		Y
Pony Express	Y	Y	Y		Y		Y
Red Baron	Y		Y	Y	s3	Y	
RipTide	Y	Y	Y	Y			Y
Rocky Road Trucking Co.	Y	Y	Y				
Screamin' Swing	Y	e	Y	Y		e	
Sierra Sidewinder	Y	Y	Y	Y	g	Y	
Silver Bullet	Y	e	Y	Y		e	
Sky Cabin	*	*	*				
Snoopy's Bounce			Y				
Stagecoach	Y	Y	Y	Y	g1	Y	
Supreme Scream	Y	Y	Y	Y		Y	
Timber Mountain Log Ride	*	*	*	Y	g2	Y	
Timberline Twister	Y	Y	Y	Y		Y	
Waveswinger	Y	Y	Y	Y	g		
Wheeler Dealer	Y	Y	Y	Y		Y	
Wipeout	Y	Y	Y	Y		Y	
Woodstock's Airmail	Y	Y	Y	Y	g		e
Xcelerator	Y	Y	Y	Y			Y

**\*** = Must be accompanied by a responsible person.

**b** = Must be seated with w responsible person in the center of bench.

**c1** = Must ride in the chariot and must be accompanied by a responsible person.

**e** = Guest must have sufficient lower extremities to ensure the ride restraint system adequately restrains him/her.

**f** = Cast/brace must fit appropriately in the ride vehicle and all safety restraints used as designed.

**g** = Two functioning arms sufficient instead of three functioning extremities if the guest has a normal center of gravity and the lower extremities are sufficiently strong to maintain proper riding posture under the dynamic conditions of the ride. Amputations must be at the knee or below.

**g1** = Two functioning arms sufficient instead of three functioning extremities if the guest has a normal center of gravity and the lower extremities are sufficiently strong to support weight against restraint under the dynamic conditions of the ride. Amputations must be at the knee or below.

**g2** = Two functioning arms sufficient instead of three functioning extremities if the guest has a normal center of gravity and the lower extremities are sufficiently strong to support weight against restraint under the dynamic conditions of the ride. Amputations must be at the knee or below.

Two Functioning Extremities	Three Functioning Extremities	Ability to Enter/Exit Ride Safely	Appropriate Observed Behavior	Cervical Collar or Neck Brace	Full Arm Cast	Braced Arm Cast	Full Leg Cast	Brace Between Legs	Broken Collar Bone	Hand-Held Infants	Expectant Mothers	Service Animals
	Y	Y	Y	N	N	N	f	f	N	N	N	i
Y		Y	Y	N	N	N	f	f	N	N	N	i
Y		Y	*							*		i
		Y	*							b		Y
Y		Y	*	N			f			N	N	i
	Y	Y	*	N	N	N	f		N	N	N	i
	Y	Y	b	N		N	f			N	N	i
		*	*			f	f	f		*		i
	Y	Y	Y	N	N	N	N	f	N	N	N	i
		*	b							b		Y
	Y	Y	Y	N		N	f	f	N	N	N	i
		k	*				f	f			N	i
	Y	Y					f	f		N		i
Y		Y	Y	N		N	f	f	N	N	N	i
	Y	Y	Y	N	N	N	f	f	N	N	N	i
Y		Y	Y	N		N	f	N	N	N	N	i
	Y	Y	Y	N	N	N	N	N	N	N	N	i
	Y	Y	N	N	N	f	f	N	N	N	N	i
c1	c1	*	c1							b		Y
	Y	Y	Y	N		N	f	f	N	N	N	i
		Y	Y	N	N	N	N	N	N	N	N	i
		Y	Y	N	N	N	N	N	N	N	N	i
Y		Y	Y				f	f		N		i
		Y	Y	N	N	N	N	N	N	N	N	i
		Y	*							N	N	i
	Y	Y	Y	N	N	N	N	f	N	N	N	i
	Y	Y	*	N		N	N			N	N	i
	Y	Y	Y	N	N	N	N	f	N	N	N	i
		Y	*							*		Y
		*	*	N	N	N	N		N	N	N	i
Y		Y	Y				f	f		*		Y
		Y	Y	N	N	N	N	N	N	N	N	i
Y		Y	Y	N		N	f	f	N	*	N	i
	Y	Y	*	N	N	N	f	f	N	N	N	i
	Y	Y	Y	N		N	N	f		N	N	i
	Y	Y	*	N		N	f	f	N	N	N	i
Y		Y	Y	N	N	N	f	f	N	N	N	i
	Y	Y	Y	N		N	N	f	N	N	N	i
	Y	Y	Y	N	N	N	N	f	N	N	N	i
	Y	Y	Y	N	N	N	N	f	N	N	N	i

**g3** = Two functioning arms are sufficient if the guest has a normal center of gravity and the lower extremities are sufficiently strong to maintain proper riding posture under the dynamic conditions of the ride. Amputations must be at the knee or below.

**i** = Seeing eye dog cannot accompany guest on the attraction.

**J** = Must be able to negotiate through the attraction.

**k** = Two functioning extremities are sufficient provided one extremity is a leg.

**L** = Two functioning legs are sufficient instead of one functioning arm and one functioning leg.

**N** = No. Guests with the condition cannot ride.

**s1** = Two functioning arms are sufficient instead of one functioning arm and one functioning leg if the guest is able to form a saddle posture with leg remnants sufficient to brace self upright in seat against the shoulder harness.

**s3** = Two functioning arms are sufficient instead of one functioning leg if the guest is able to form a saddle posture with leg remnants sufficient to brace self upright in seat.

**Y** = Guest requires the ability to ride safely.

# HEIGHT REQUIREMENTS

**Bigfoot Rapids** - Taller than 46 inches.

**Boomerang** - Taller than 48 inches.

**Calico Mine Ride** - Under 46 inches must be accompanied by a responsible person.

**Calico Railroad** - Under 46 inches must be accompanied by a responsible person.

**Camp Bus** - Under 42 inches must be accompanied by a responsible person.

**Charlie Brown's Speedway** - Under 42 inches must be accompanied by a responsible person. Combined weight cannot exceed 275 lbs. per car.

**Dragon Swing** - Taller than 42 inches. Between 42 and 48 inches, guest must be accompanied by a responsible person.

**Flying Ace Balloon Race** - Under 46 inches must be accompanied by a responsible person.

**GhostRider** - Taller than 48 inches.

**Grand Sierra Railroad** - Under 46 inches must be accompanied by a responsible person.

**Hat Dance** - Taller than 36 inches. Guests between 36 and 42 inches must be accompanied by a responsible person. Guests taller than 42 inches may ride alone.

**High Sierra Ferris Wheel** - Taller than 36 inches. Guests between 36 and 54 inches must be accompanied by a responsible person. Guests taller than 54 inches may ride alone.

**Huff N Puff** - Under 52 inches.

**Jaguar!** - Taller than 48 inches.

**Joe Cool's GR8 SK8** - Taller than 36 inches and smaller than 80 inches.

**La Revolución** - Taller than 48 inches.

**Log Peeler** - Between 32 and 48 inches.

**Lucy's Tugboat** - Under 42 inches must be accompanied by a responsible person.

**Merry Go Round** - Under 46 inches must be accompanied by a responsible person.

**Montezooma's Revenge** - Taller than 48 inches.

# HEIGHT REQUIREMENTS

**Perilous Plunge** - Taller than 48 inches. Must be able to fit inside of the safety restraint system.

**Pony Express** - Taller than 48 inches.

**Red Baron** - Between 32 and 54 inches.

**RipTide** - Taller than 54 inches and older than 10 years old.

**Rocky Road Trucking Co.** - Under 42 inches must be accompanied by a responsible person.

**Screamin' Swing** - Taller than 48 inches.

**Sierra Sidewinder** - Taller than 42 inches. Between 42 and 48 inches, guest must be accompanied by a responsible person.

**Silver Bullet** - Taller than 54 inches.

**Sky Cabin** - Under 46 inches must be accompanied by a responsible person.

**Snoopy's Bounce** - Under 54 inches.

**Stagecoach** - Under 46 inches must be accompanied by a responsible person.

**Supreme Scream** - Taller than 52 inches.

**Timber Mountain Log Ride** - Under 46 inches must be accompanied by a responsible person.

**Timberline Twister** - Between 36 and 69 inches.

**Waveswinger** - Taller than 48 inches, under 230 lbs and older than 6 years old.

**Wheeler Dealer** - Taller than 42 inches. Between 42 and 48 inches and must be accompanied by a responsible person. Riders taller than 48 inches may ride alone.

**Wipeout** - Taller than 48 inches.

**Woodstock's Airmail** - Taller than 36 inches. Total combined weight of all riders must be under 600 pounds.

**Xcelerator** - Taller than 52 inches. Must be able to fit inside of the safety restraint system. No prosthetics.

	Seated Posture Control	Appropriate Center of Gravity	Upper Torso Control	One Functioning Arm	Two Functioning Arms	One Functioning Leg	Two Functioning Leg
Bigfoot Rapids	Y	Y	Y	Y	g	Y	
Boomerang	Y		Y	Y	s1	Y	
Calico Mine Ride	*	Y	Y				
Calico Railroad	*						
Camp Bus	Y	Y	Y	Y	g1	Y	
Charlie Brown's Speedway	Y	Y	Y	Y		Y	
Dragon Swing	Y	Y	Y	Y	g	Y	
Flying Ace Balloon Race	b		b		g1	Y	
GhostRider	Y	Y	Y	Y	g1	Y	
Grand Sierra Railroad	b						
Hat Dance	Y	Y	Y	Y		Y	
High Sierra Ferris Wheel	Y	Y	Y	k		k	
Huff N Puff	Y	Y	Y	Y	g	Y	
Jaguar!	Y	Y	Y	Y	g1	Y	
Joe Cool's GR8 SK8	Y	Y	Y	Y		Y	
La Revolucio'n	Y	Y	Y	Y	s1	Y	L
Log Peeler	Y	Y	Y	Y	g	Y	
Lucy's Tugboat	Y	Y	Y	Y			Y
Merry Go Round	c1	c1	c1	c1	c1	c1	c1
Montezooma's Revenge	Y	Y	Y	Y		g3	Y
Peanuts Playhouse							Y
Perilous Plunge	Y	Y	Y		Y		Y
Pony Express	Y	Y	Y	Y		Y	
Red Baron	Y		Y	Y	s3	Y	
RipTide	Y	Y	Y	Y			Y
Rocky Road Trucking Co.	Y	Y	Y				
Screamin' Swing	Y	e	Y	Y		e	
Sierra Sidewinder	Y	Y	Y	Y	g	Y	
Silver Bullet	Y	e	Y	Y		e	
Sky Cabin	*	*	*				
Snoopy's Bounce			Y				
Stagecoach	Y	Y	Y	Y	g1	Y	
Supreme Scream	Y	Y	Y	Y		Y	
Timber Mountain Log Ride	*	*	*	Y	g2	Y	
Timberline Twister	Y	Y	Y	Y		Y	
Waveswinger	Y	Y	Y	Y	g		
Wheeler Dealer	Y	Y	Y	Y		Y	
Wipeout	Y	Y	Y	Y		Y	
Woodstock's Airmail	Y	Y	Y	Y			Y
Xcelerator	Y	Y	Y	Y			Y

**\*** = Must be accompanied by a responsible person.

**b** = Must be seated with w responsible person in the center of bench.

**c1** = Must ride in the chariot and must be accompanied by a responsible person.

**e** = Guest must have sufficient lower extremities to ensure the ride restraint system adequately restrains him/her.

**f** = Cast/brace must fit appropriately in the ride vehicle and all safety restraints used as designed.

**g** = Two functioning arms sufficient instead of three functioning extremities if the guest has a normal center of gravity and the lower extremities are sufficiently strong to maintain proper riding posture under the dynamic conditions of the ride. Amputations must be at the knee or below.

**g1** = Two functioning arms sufficient instead of three functioning extremities if the guest has a normal center of gravity and the lower extremities are sufficiently strong to support weight against restraint under the dynamic conditions of the ride. Amputations must be at the knee or below.

**g2** = Two functioning arms sufficient instead of three functioning extremities if the guest has a normal center of gravity and the lower extremities are sufficiently strong to support weight against restraint under the dynamic conditions of the ride. Amputations must be at the knee or below.

Two Functioning Extremities	Three Functioning Extremities	Ability to Enter/Exit Ride Safely	Appropriate Observed Behavior	Cervical Collar or Neck Brace	Full Arm Cast	Braced Arm Cast	Full Leg Cast	Brace Between Legs	Broken Collar Bone	Hand-Held Infants	Expectant Mothers	Service Animals
Y		Y	Y	N		f	f	f	N	N	N	i
Y		Y	Y	N	N	N	f	f	N	N	N	i
Y		Y	*							*		i
		Y	*							b		Y
Y		Y	*	N			f			N	N	i
	Y	Y	*	N	N	N	f		N	N	N	i
	Y	Y	*	N		N	f			N	N	i
		*	*			f	f	f		*		i
Y		Y	Y	N	N	N	N	f	N	N	N	i
		*	b							b		Y
	Y	Y	Y	N		N	f	f	N	N	N	i
		k	*				f	f			N	i
	Y	Y					f	f		N		i
Y		Y	Y	N		N	f	f	N	N	N	i
	Y	Y	Y	N	N	N	f	f	N	N	N	i
Y		Y	Y	N		N	f	N	N	N	N	i
	Y	Y	Y	N	N	N	N	N	N	N	N	i
	Y	Y	Y	N	N	N	N	f	N	N	N	i
c1	c1	*	c1							b		Y
	Y	Y	Y	N		N	f	f	N	N	N	i
							J	J		*		Y
		Y	Y	N	N	N	N	N	N	N	N	i
		Y	Y	N	N	N	N	N	N	N	N	i
Y		Y	Y				f	f		N		i
	Y	Y	Y	N	N	N	N	f	N	N	N	i
		Y	*							N	N	i
	Y	Y	Y	N	N	N	N	f	N	N	N	i
	Y	Y	*	N		N	N			N	N	i
		Y	Y	N	N	N	N	f	N	N	N	i
		Y	*							*		Y
		*	*	N	N	N	N		N	N	N	i
Y		Y	Y				f	f		*		Y
		Y	Y	N	N	N	N	N	N	N	N	i
Y		Y	Y	N		N	f	f	N	*	N	i
	Y	Y	*	N	N	N	f	f	N	N	N	i
	Y	Y	Y	N		N	N	f		N	N	i
	Y	Y	*	N		N	f	f	N	N	N	i
Y		Y	Y	N	N	N	f	f	N	N	N	i
	Y	Y	Y	N		N	N			N	N	i
	Y	Y	Y	N	N	N	N	f	N	N	N	i

**g3** = Two functioning arms are sufficient if the guest has a normal center of gravity and the lower extremities are sufficiently strong to maintain proper riding posture under the dynamic conditions of the ride. Amputations must be at the knee or below.

**i** = Seeing eye dog cannot accompany guest on the attraction.

**J** = Must be able to negotiate through the attraction.

**k** = Two functioning extremities are sufficient provided one extremity is a leg.

**L** = Two functioning legs are sufficient instead of one functioning arm and one functioning leg.

**N** = No. Guests with the condition cannot ride.

**s1** = Two functioning arms are sufficient instead of one functioning arm and one functioning leg if the guest is able to form a saddle posture with leg remnants sufficient to brace self upright in seat against the shoulder harness.

**s3** = Two functioning arms are sufficient instead of one functioning leg if the guest is able to form a saddle posture with leg remnants sufficient to brace self upright in seat.

**Y** = Guest requires the ability to ride safely.